

A top-down view of several hands of different skin tones stacked together in a circle, symbolizing teamwork and unity. The hands are positioned in the center-right of the frame, with some wearing black watches. The background is a dark, textured blue-grey.

TietoEVRY new reportable segments Q2 2020

Change in reportable segments

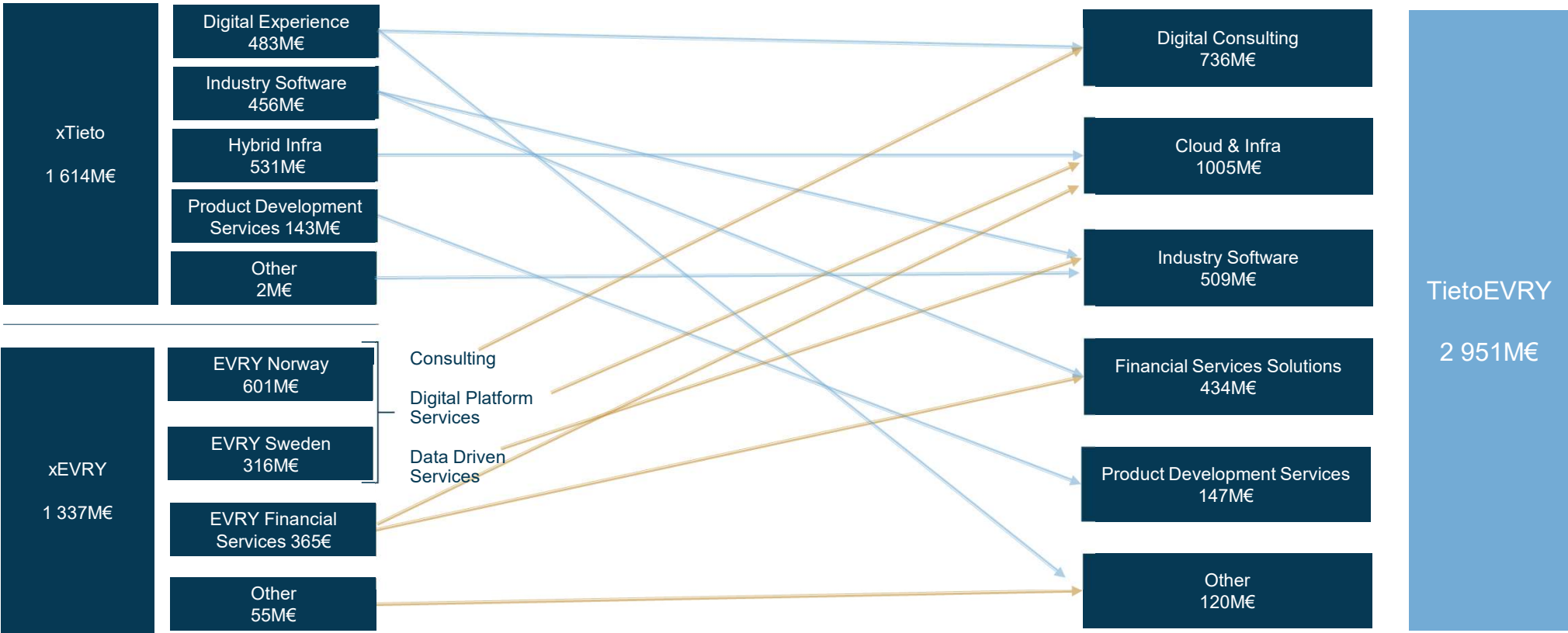
- Following the merger of Tieto and EVERY, a new operating model was adopted in 2020 to reflect the company's strategy to create digital advantage to business and society
- In the new reporting structure, service lines will be the reportable segments
- TietoEVERY will report financial performance in line with the new reporting structure from Q2 2020 and onwards



Reportable segments

- Five reportable segments:
 - Digital Consulting
 - Cloud & Infra
 - Industry Software
 - Financial Services Solutions
 - Product Development Services
- Segment Other consists of International operations and unallocated cost
- Reportable segment revenue is the external revenue i.e. not including internal revenue between service lines
- Internal trade between reportable segments units is based on cost coverage, and hence does not include any profit margin

Revenue mapping to new segments – simulation of combined 2019 revenues



Digital Consulting (DC)

Consulting, system integration, managed application services across customer experience management, business applications, analytics, cloud advisory and cloud native development

Key Financials*** (MEUR)

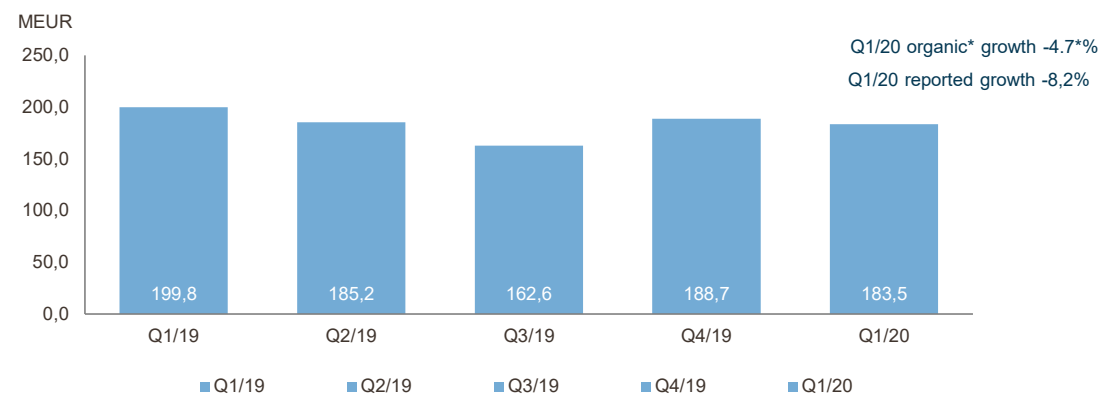
	FY 2019
REVENUE	736.2
EBIT adj.**	87.5
EBIT adj. %	11.9%

* Adjusted for currency effects, acquisitions and divestments

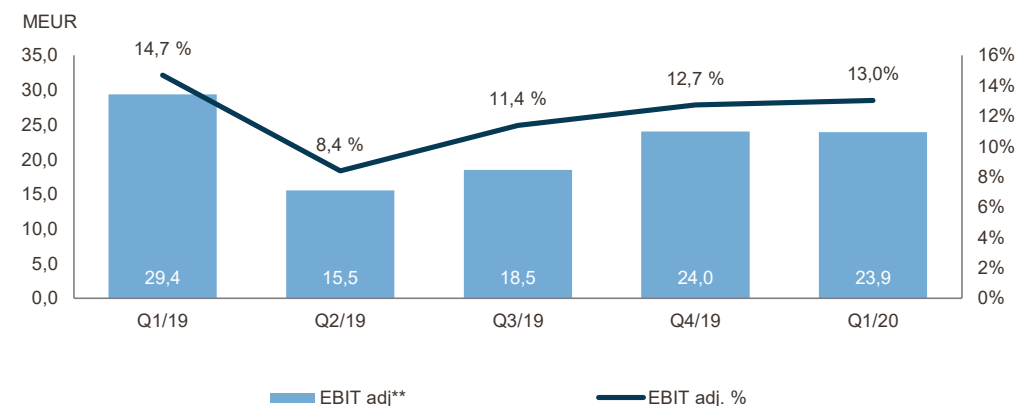
**Adjusted for amortization of acquisition-related intangible assets, restructuring costs, capital gains/losses, goodwill impairment charges and other items affecting comparability

**** Unaudited

Revenue



EBIT adj**



Cloud & Infra (CI)

Managed cloud, security and end-user services, including cloud migration advisory and transformation

Key Financials*** (MEUR)

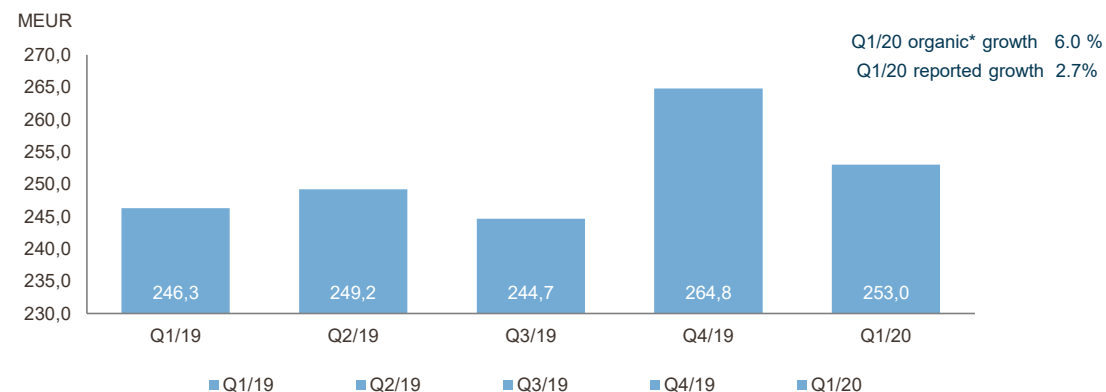
	FY 2019
REVENUE	1 005.0
EBIT adj.**	112.5
EBIT adj. %	11.2%

* Adjusted for currency effects, acquisitions and divestments

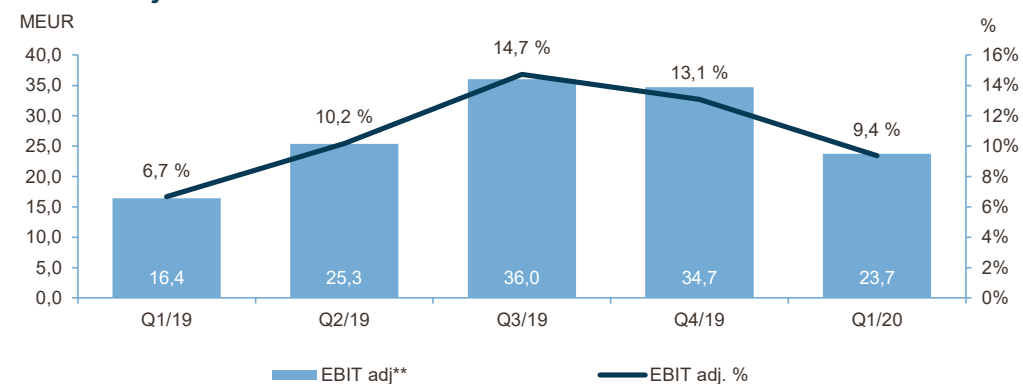
**Adjusted for amortization of acquisition-related intangible assets, restructuring costs, capital gains/losses, goodwill impairment charges and other items affecting comparability

**** Unaudited

Revenue



EBIT adj**



Industry Software (IS)

Software and SaaS solutions and related professional services for Public sector and Industrial customers and Data platform services

Key Financials*** (MEUR)

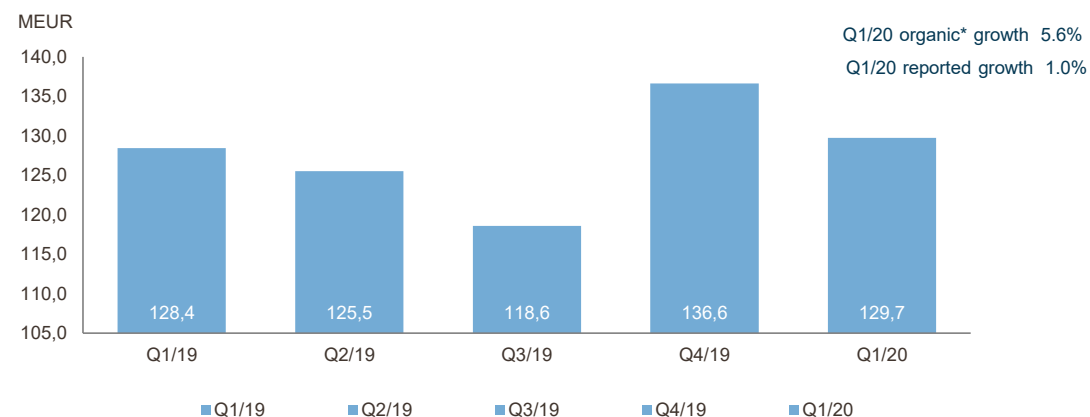
	FY 2019
REVENUE	509.2
EBIT adj.**	74.4
EBIT adj. %	14.6%

* Adjusted for currency effects, acquisitions and divestments

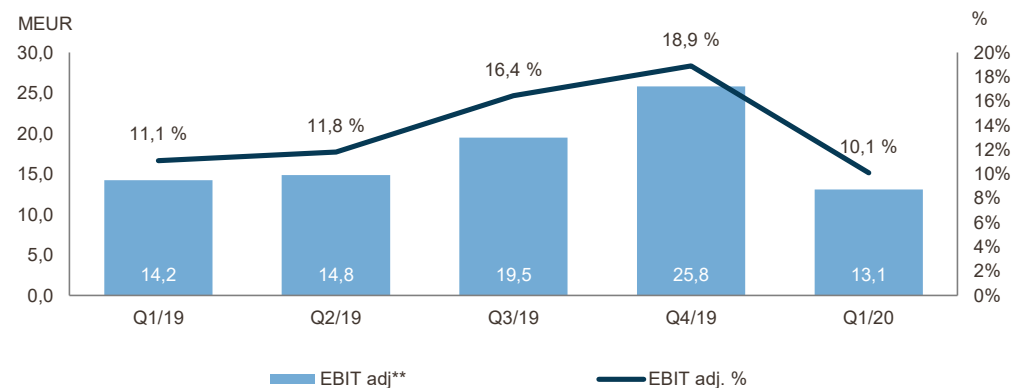
**Adjusted for amortization of acquisition-related intangible assets, restructuring costs, capital gains/losses, goodwill impairment charges and other items affecting comparability

**** Unaudited

Revenue



EBIT adj**



Financial Services Solutions (FSS)

Software, SaaS and platform based BPO and related professional services for core processes and functions for Financial Services industry

Key Financials*** (MEUR)

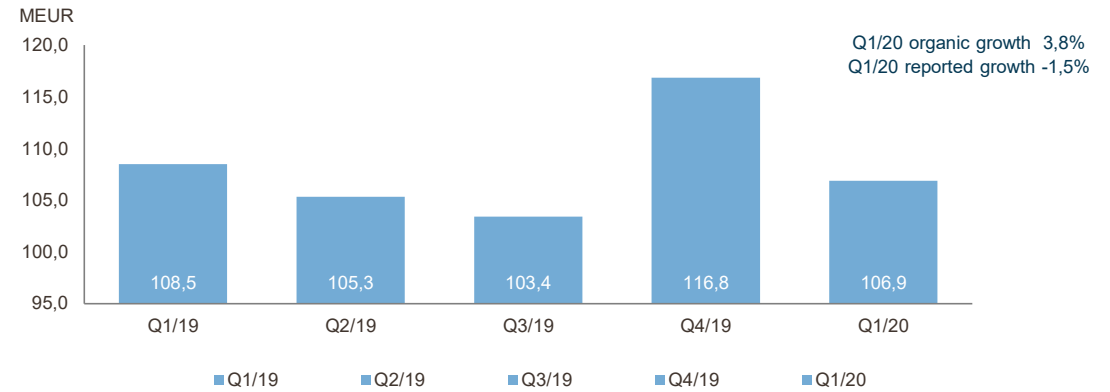
	FY 2019
REVENUE	434.0
EBIT adj.**	58.9
EBIT adj. %	13.6%

* Adjusted for currency effects, acquisitions and divestments

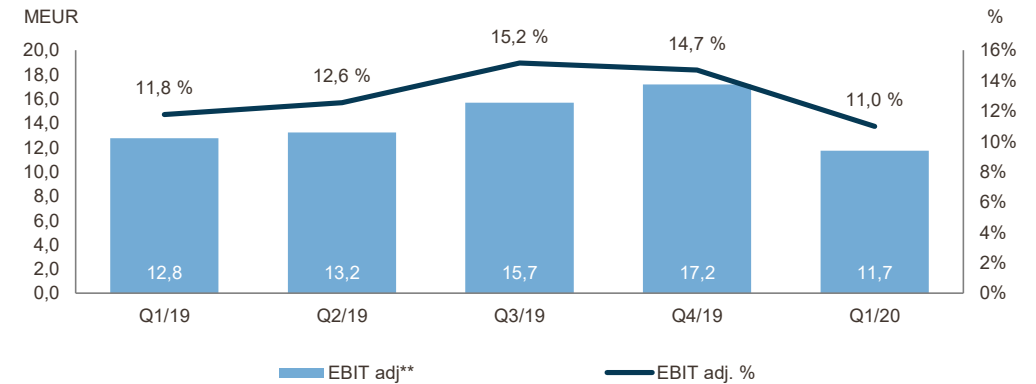
**Adjusted for amortization of acquisition-related intangible assets, restructuring costs, capital gains/losses, goodwill impairment charges and other items affecting comparability

**** Unaudited

Revenue



EBIT adj**



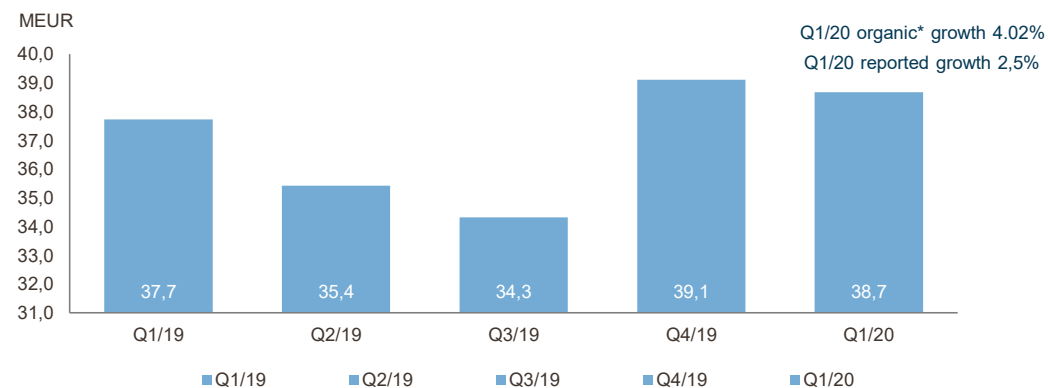
Product Development Services (PDS)

Advanced software R&D services across Telecom, Automotive, Consumer Electronics industries

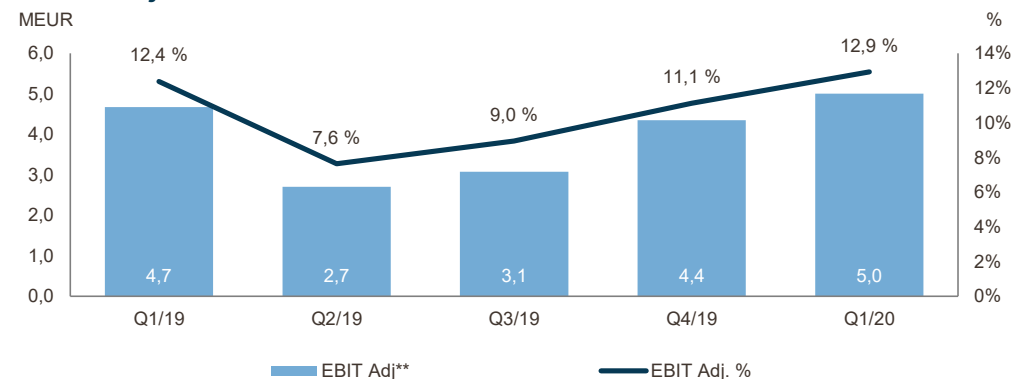
Key Financials*** (MEUR)

	FY 2019
REVENUE	146.6
EBIT adj.**	14.8
EBIT adj. %	10.1%

Revenue



EBIT adj**



* Adjusted for currency effects, acquisitions and divestments

**Adjusted for amortization of acquisition-related intangible assets, restructuring costs, capital gains/losses, goodwill impairment charges and other items affecting comparability

**** Unaudited

Other

Segment Other consists of two components:

International operations

- Services* outside the Nordics
- Services to Non-Nordic markets from India and Ukraine

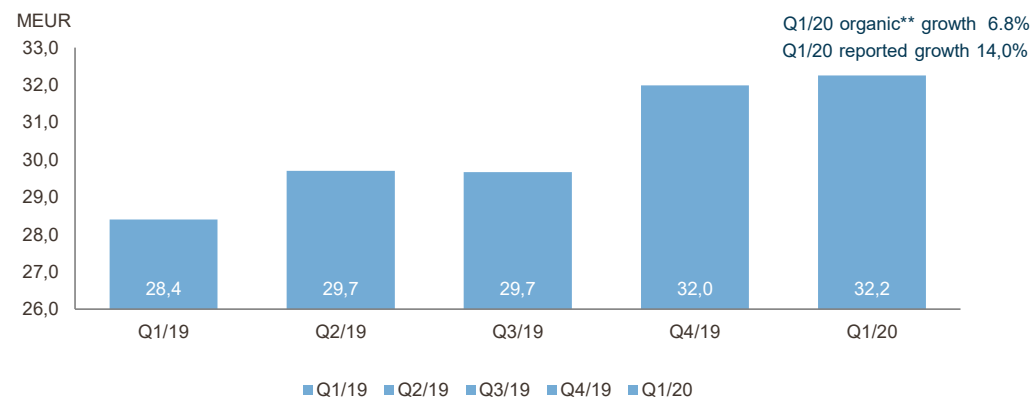
Support cost

- Unallocated group costs (FY2019 EUR 15.6 million)

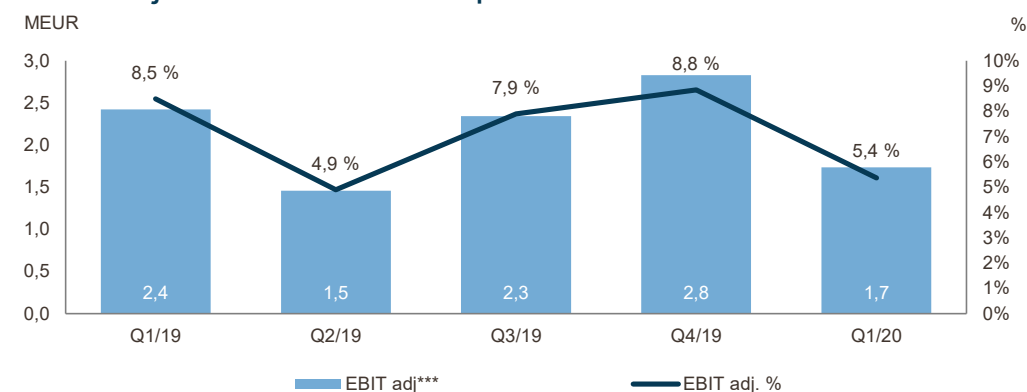
Key Financials**** (MEUR) – International operations

	FY 2019
REVENUE	119.9
EBIT adj.**	9.1
EBIT adj. %	7.6%

Revenue - International operations



EBIT adj*** - International operations



* Core process advisory, ERP, services related to customer-specific applications

** Adjusted for currency effects, acquisitions and divestments

*** Adjusted for amortization of acquisition-related intangible assets, restructuring costs, capital gains/losses, goodwill impairment charges and other items affecting comparability

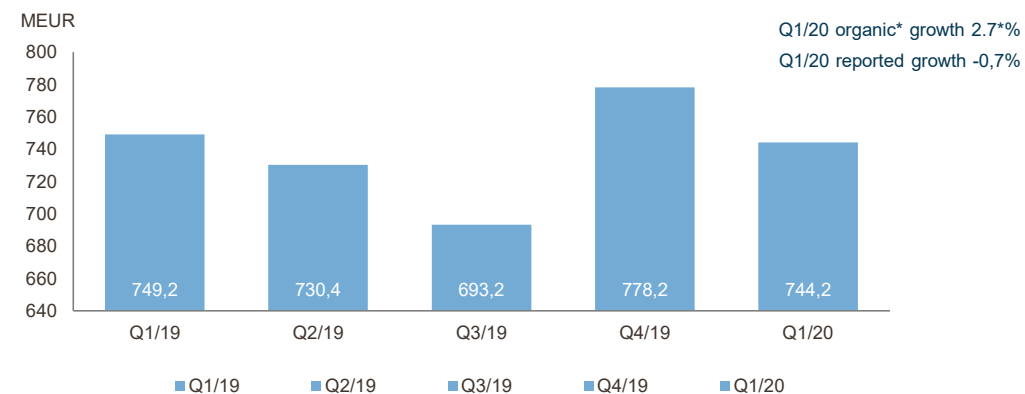
**** Unaudited

Group

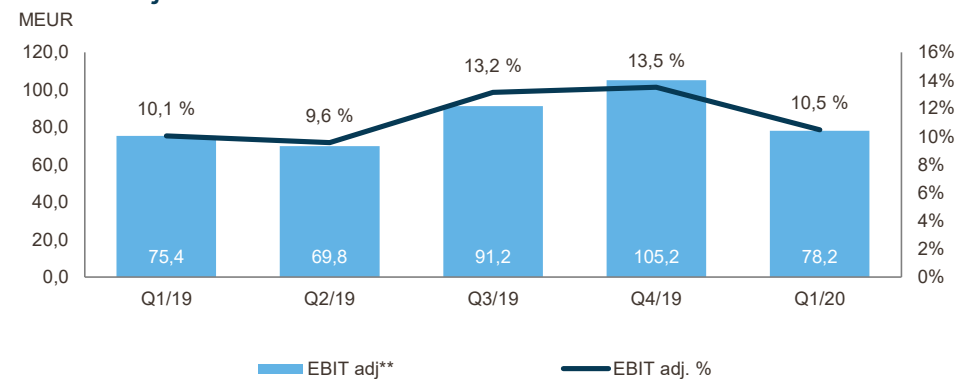
Key Financials*** (MEUR)

	FY 2019
REVENUE	2 951
EBIT adj.**	341.7
EBIT adj. %	11.6%

Revenue



EBIT adj**



* Adjusted for currency effects, acquisitions and divestments

**Adjusted for amortization of acquisition-related intangible assets, restructuring costs, capital gains/losses, goodwill impairment charges and other items affecting comparability

**** Unaudited

tieto *EVRY*