



Tietoenvy new reporting segments



tietoenvy



Change in reportable segments following the implementation of the new strategy

- > Tietoevry is reshaping its businesses to drive customer value and growth through specialization
- > The new reporting structure will consist of six specialized end-to-end businesses
- > Reportable segments are end-to-end businesses with full operational responsibility and accountability
- > Tietoevry will report financial performance in line with the new reporting structure starting Q1'22



Specialist customer engagement

Employee learning and growth

Attractive shareholder returns

Summary of the financial restatement considerations

E2E businesses

- Six end-to-end businesses form the reportable segments of the group
-

Country teams

- Dismantling country-service line matrix – go-to-market embedded in businesses
-

Group functions

- Group functions partially moved into businesses
 - Scalable and/or strategic functions kept central
-

Internal trade

- Change from internal trade at cost to internal trade at market prices

Revenue mapping to new segments – 2021 revenue

			External revenue	Internal revenue	Segment revenue	
471 M€	Financial Services Solutions	→	Tietoevry Banking	469 M€	7 M€	476 M€
854 M€	Cloud & Infra	→ Capacity, cloud and end-user services	Tietoevry Connect	719 M€	188 M€	908 M€
667 M€	Digital Consulting	→ Infrastructure consulting	Tietoevry Transform	440 M€	28 M€	468 M€
		→ Large accounts				
153 M€	Product Development Services	→ Large accounts, ERP & managed applications	Tietoevry Create	679 M€	78 M€	756 M€
		→ Rest of Digital Consulting				
155 M€	Other (International Operations)	→	Tietoevry Care	218 M€	4 M€	222 M€
		→ Healthcare & welfare				
523 M€	Industry Software	→ Rest of Industry Software	Tietoevry Industry	299 M€	4 M€	303 M€
			Eliminations		-309 M€	
2 823 M€	Tietoevry		Tietoevry		2 823 M€	



Tietoenvy new reporting segments

Segment descriptions and restatements



tietoenvy



Tietoevry Create

Business description

Accelerates customers' digital agenda with global design, cloud, data and software engineering capabilities.

Growth drivers

- Market growth driven by cloud and data
- Leading capabilities addressing global market demand
- Expand customer base and markets incl. M&A

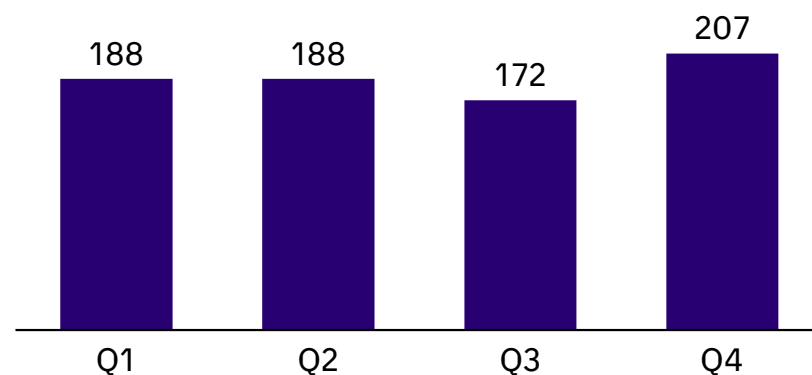
Business structure



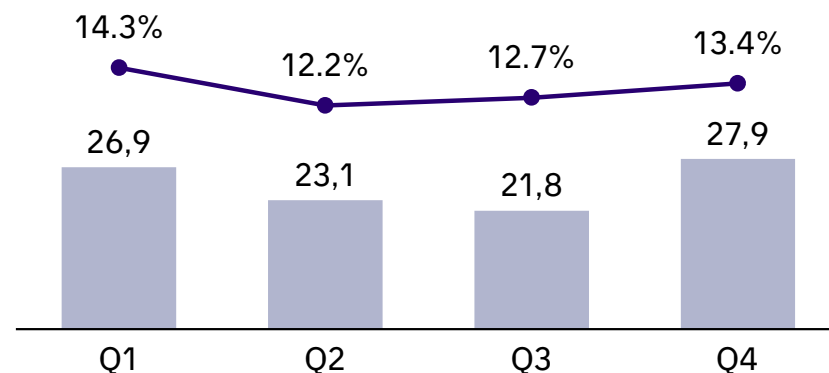
Key metrics

	FY 2021
Revenue, MEUR	756
EBITA adj. *, MEUR	99.6
EBITA adj.* %	13.2%
Personnel (FTEs, Q4)	8 653

Revenue 2021, MEUR



EBITA adj.* 2021, MEUR



*Adjusted for restructuring costs, capital gains/losses, impairment charges and other items affecting comparability

TietoEVRY Banking

Business description

Scalable Banking-as-a-Service and leading software products to drive digital transformation and efficiency for financial institutions.

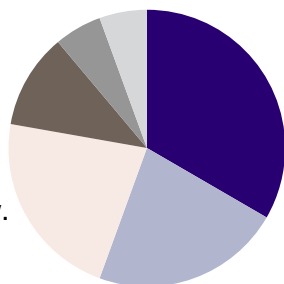
Geographic footprint: Nordics ~80% International ~20%

Growth drivers:

- Competitive software as-a-service offerings
- Continued investments for software and platform scale, incl. M&A

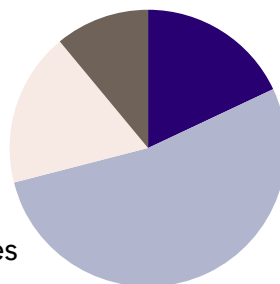
Revenue composition

- Card utility
- BaaS
- Payments
- Wealth
- Fin. crime prev.
- Credit



Software business revenue streams

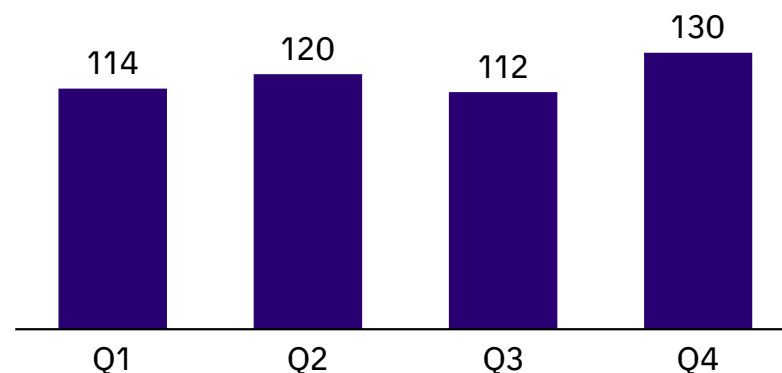
- License & maintenance
- as-a-Service
- Professional services
- Other services



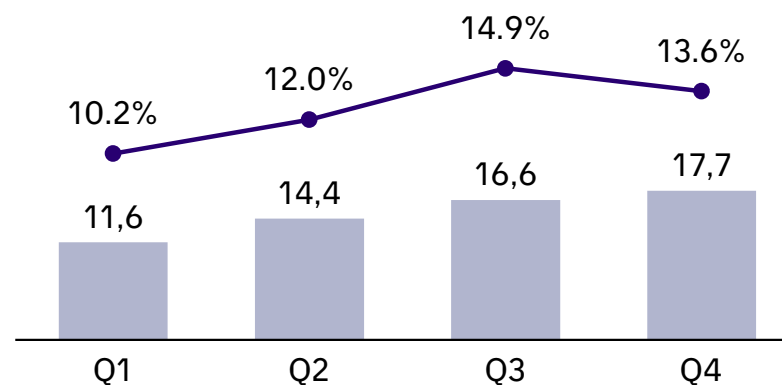
Key metrics

	FY 2021
Revenue, MEUR	476
EBITA adj.*, MEUR	60.3
EBITA adj.* %	12.7%
Personnel (FTEs, Q4)	3 495

Revenue 2021, MEUR



EBITA adj.* 2021, MEUR



TietoEVRY Care

Business description

Modular and interoperable software re-inventing Nordic health and social care for enhanced care personnel and citizen experience.

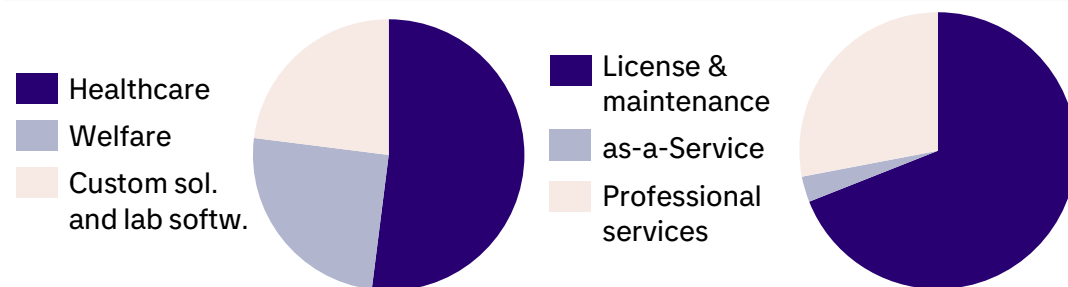
Geographic footprint: Nordics 100% International 0%

Growth drivers:

- Digitalization in Healthcare and citizen services
- Leading software, SaaS and analytics
- Investments for growth and portfolio expansion, incl. M&A

Revenue composition

Software business revenue streams

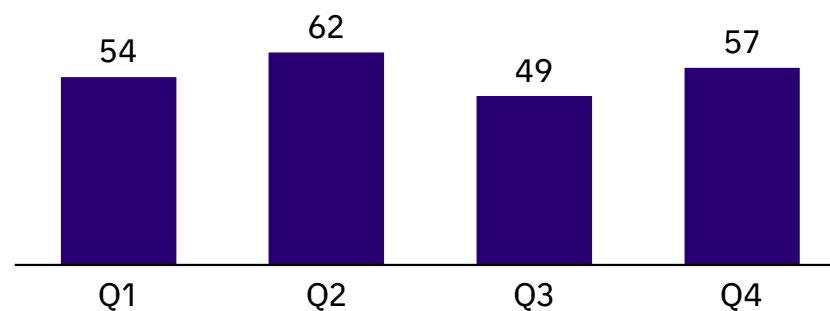


Key metrics

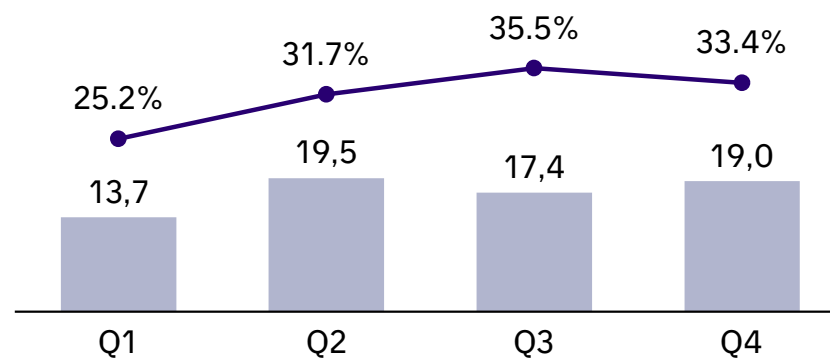
FY 2021

Revenue, MEUR	222
EBITA adj.*, MEUR	69.6
EBITA adj.* %	31.4%
Personnel (FTEs, Q4)	1 346

Revenue 2021, MEUR



EBITA adj.* 2021, MEUR



*Adjusted for restructuring costs, capital gains/losses, impairment charges and other items affecting comparability

TietoEVRY Industry

Business description

Industry specific software, data and integration services digitalizing core processes for public sector, pulp & paper, and utilities segments

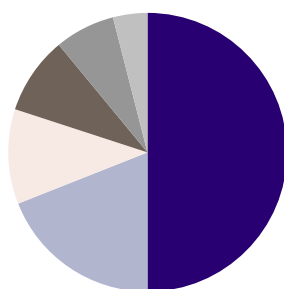
Geographic footprint: Nordics ~90% International ~10%

Growth drivers:

- Competitive fit-for-purpose software and solutions
- SaaS and advanced analytics
- Industry specific core process knowledge

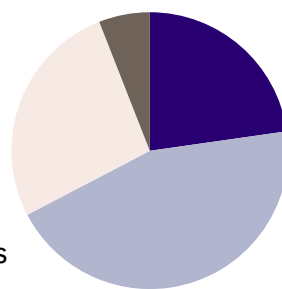
Revenue composition

- Data platform serv.
- Case mgmt.
- Pulp & paper
- Education
- Energy & Util.
- Industrial



Software business revenue streams

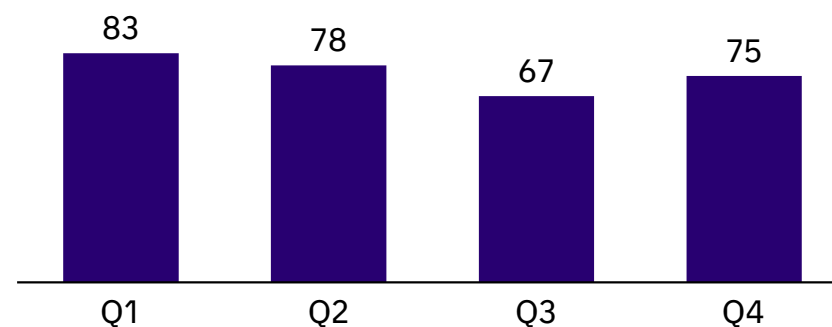
- License & maintenance
- as-a-Service
- Professional services
- Other services



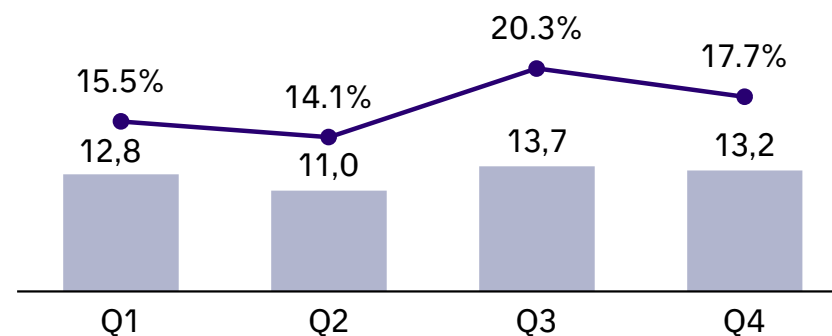
Key metrics

	FY 2021
Revenue, MEUR	303
EBITA adj.*, MEUR	50.8
EBITA adj.* %	16.7%
Personnel (FTEs, Q4)	1 819

Revenue 2021, MEUR



EBITA adj.* 2021, MEUR



*Adjusted for restructuring costs, capital gains/losses, impairment charges and other items affecting comparability

TietoEVRY Transform

Business description

Drives enterprise-wide transformation across business processes, applications and infrastructure utilizing automation, cloud and data capabilities.

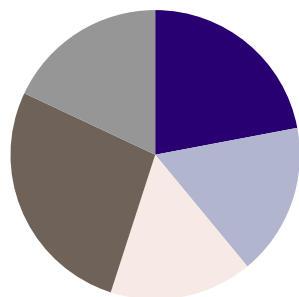
Geographic footprint: Nordics ~95% International ~5%

Growth drivers:

- Large customer base and core process knowledge
- Leading transformation capabilities across business processes, apps and infra
- Investments in managed services automation

Business structure

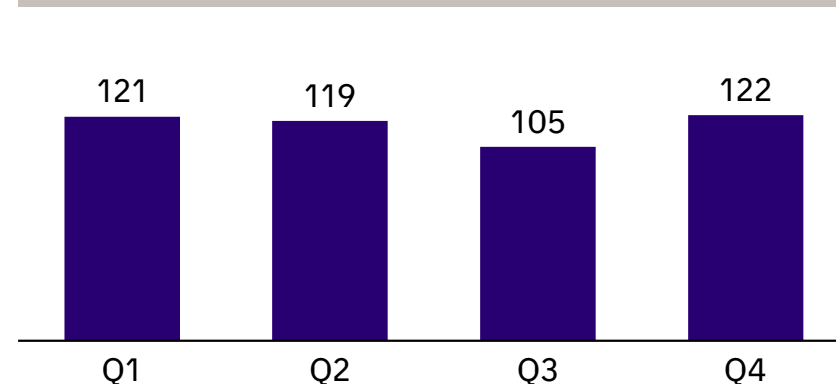
- Industry and forest
- Retail and financial services
- Telecom and consumer services
- Public sector
- Business applications



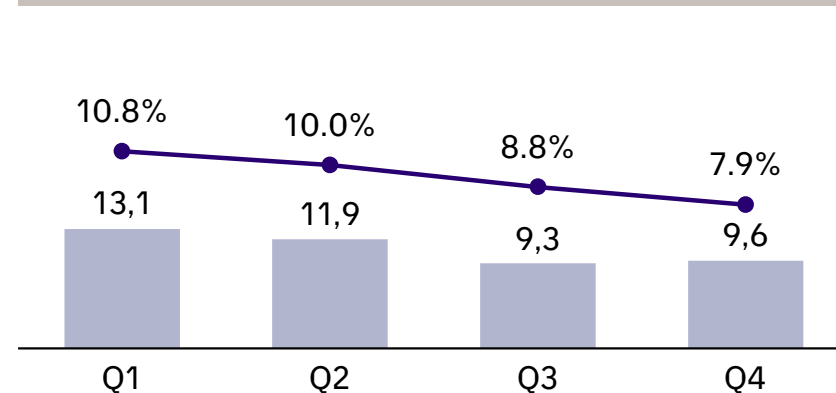
Key metrics

	FY 2021
Revenue, MEUR	468
EBITA adj.*, MEUR	43.9
EBITA adj.* %	9.4%
Personnel (FTEs, Q4)	3 395

Revenue 2021



EBITA adj.* 2021



Tietoevry Connect

Business description

Multi-cloud platform and managed services ensuring resilience, security and compliance for customers' business.

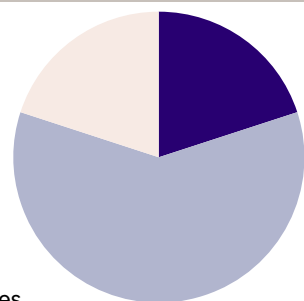
Geographic footprint: Nordics ~100% International ~0%

Growth drivers:

- Private cloud platforms, security and public cloud services
- Automated operations
- Partnerships to drive scale

Business structure

- Cloud platforms and security services
- Traditional infrastructure services*
- End-user services and HW/SW reselling

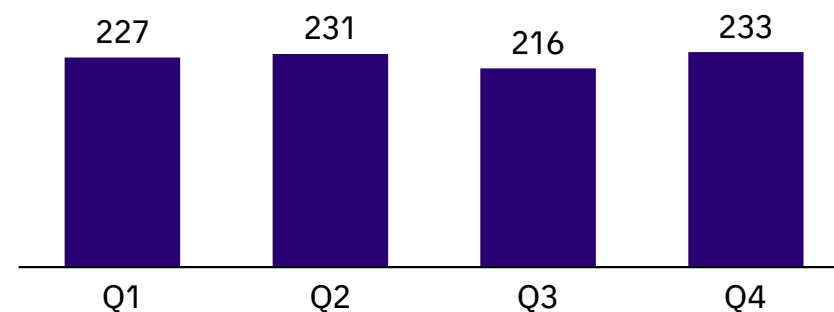


*Includes traditional private cloud technologies

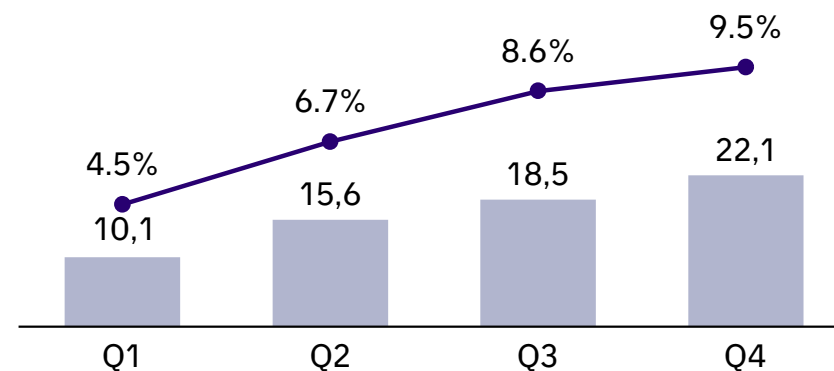
Key metrics

	FY 2021
Revenue, MEUR	908
EBITA adj.*, MEUR	66.3
EBITA adj.* %	7.3%
Personnel (FTEs, Q4)	4 994

Revenue 2021, MEUR



EBITA adj.* 2021, MEUR



*Adjusted for restructuring costs, capital gains/losses, impairment charges and other items affecting comparability



Investor relations

Tanja Lounevirta

Phone: +358 50 321 7510

E-mail: tanja.lounevirta@tietoevry.com

 tietoevry

